



Partnership for Student Success

Free Online Training Modules

The Partnership for Student Success (PSS) offers free online training modules for postsecondary transition coaches and mentors, and for people who supervise college students in these roles.

PSS Free Online Trainings Access

Designed by MENTOR:

- Advising College Mentors
- Best Practices for Universities & CBO Collaboration
- How College Students Can be Better Mentors

Designed by the University of San Diego Early Academic Outreach Program:

- Preparing to Work with Youth in a School Environment
- College Fit/Match Exploration & Decision-Making
- Financial Aid and Paying for College

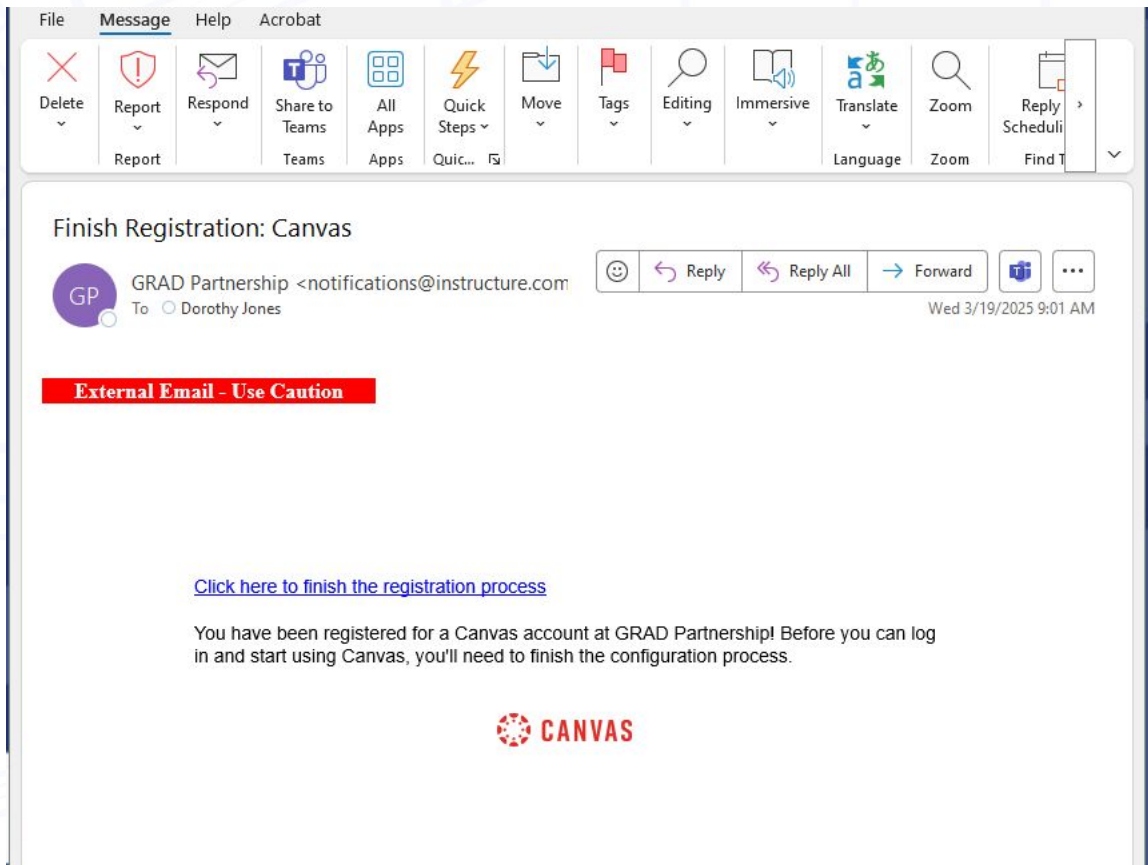
Newly added, developed by the PSS Training Consortium:

- Supporting and Empowering High School Students to Support Their Peers with Postsecondary Transitions
- Paying for College - Next Steps After Completing the FAFSA
- Every Student, A Plan: Supporting Uncertain Seniors Through Postsecondary Pathways

Accessing Canvas

You'll receive an email from GRAD Partnership with the subject line:

Finish Registration:
Canvas



The screenshot shows an email client interface with a menu bar at the top containing 'File', 'Message', 'Help', and 'Acrobat'. Below the menu bar is a toolbar with various icons for actions like Delete, Report, Respond, Share to Teams, All Apps, Quick Steps, Move, Tags, Editing, Immersive, Translate, Zoom, and Reply. The email content area shows the subject 'Finish Registration: Canvas' and the sender 'GRAD Partnership <notifications@instructure.com>' with a profile picture containing 'GP'. The recipient is 'To: Dorothy Jones'. The email is dated 'Wed 3/19/2025 9:01 AM'. A red banner with white text reads 'External Email - Use Caution'. Below this is a blue link: 'Click here to finish the registration process'. The body text says: 'You have been registered for a Canvas account at GRAD Partnership! Before you can log in and start using Canvas, you'll need to finish the configuration process.' At the bottom right is the Canvas logo, which consists of a red gear icon followed by the word 'CANVAS' in red capital letters.

File Message Help Acrobat

Delete Report Respond Share to Teams All Apps Quick Steps Move Tags Editing Immersive Translate Zoom Reply Scheduling Find T

Finish Registration: Canvas


GP GRAD Partnership <notifications@instructure.com>
To Dorothy Jones

Wed 3/19/2025 9:01 AM

External Email - Use Caution

[Click here to finish the registration process](#)

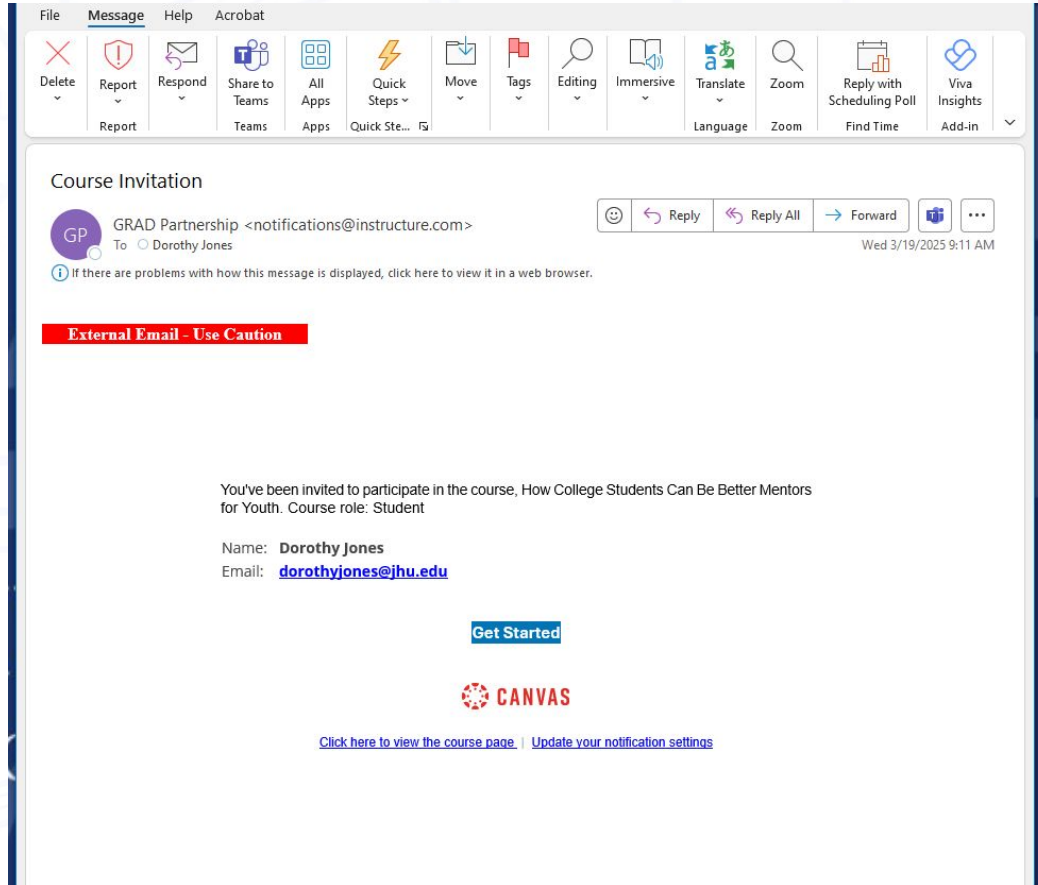
You have been registered for a Canvas account at GRAD Partnership! Before you can log in and start using Canvas, you'll need to finish the configuration process.

 CANVAS

Upon Enrollment

You'll receive an email from GRAD Partnership with the subject line:

Course Invitation



The screenshot shows an email client interface with a top toolbar containing icons for File, Message, Help, Acrobat, Delete, Report, Respond, Share to Teams, All Apps, Quick Steps, Move, Tags, Editing, Immersive, Translate, Zoom, Reply with Scheduling Poll, and Viva Insights. The email content includes a subject line 'Course Invitation', a sender 'GRAD Partnership <notifications@instructure.com>' with a profile picture 'GP' and recipient 'Dorothy Jones', and a timestamp 'Wed 3/19/2025 9:11 AM'. A red warning banner reads 'External Email - Use Caution'. The main body text states: 'You've been invited to participate in the course, How College Students Can Be Better Mentors for Youth. Course role: Student'. Below this, the sender's name 'Dorothy Jones' and email 'dorothyjones@jhu.edu' are listed. A blue 'Get Started' button is centered, followed by the Canvas logo. At the bottom, there are two links: 'Click here to view the course page.' and 'Update your notification settings'.

File Message Help Acrobat

Delete Report Respond Share to Teams All Apps Quick Steps Move Tags Editing Immersive Translate Zoom Reply with Scheduling Poll Viva Insights

Course Invitation

GP GRAD Partnership <notifications@instructure.com>
To Dorothy Jones

Wed 3/19/2025 9:11 AM


If there are problems with how this message is displayed, click here to view it in a web browser.

External Email - Use Caution

You've been invited to participate in the course, How College Students Can Be Better Mentors for Youth. Course role: Student

Name: **Dorothy Jones**
Email: dorothyjones@jhu.edu

Get Started

 **CANVAS**

[Click here to view the course page.](#) | [Update your notification settings](#)

Canvas Dashboard

Message Dorothy at dorothyjones@jhu.edu if you do not see your chosen course(s) on your dashboard after receiving the Course Invitation email

GRAD
PARTNERSHIP



Dashboard



BEST PRACTICES FOR ADVISING COLLEGE MENTORS

UC San Diego MENTOR

Advising College Mentors
Advising College Mentors

📄 🗨️ 📁



BEST PRACTICES FOR UNIVERSITY & CBO COLLABORATION

UC San Diego MENTOR

Best Practices for University and C...
Best Practices for University a...

📄 🗨️ 📁



COLLEGE FIT/MATCH EXPLORATION & DECISION-MAKING

UC San Diego

College Fit/Match Exploration & ...
College Fit/Match Exploration...

📄 🗨️ 📁



FINANCIAL AID & PAYING FOR COLLEGE

UC San Diego FAFSA

Financial Aid and Paying for Colleg...
Financial Aid and Paying for C...

📄 🗨️ 📁



HOW COLLEGE STUDENTS CAN BE BETTER MENTORS

UC San Diego MENTOR

How College Students Can Be Bett...
How College Students Can Be ...

📄 📁

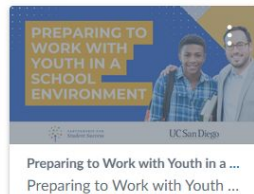


POSTSECONDARY TRANSITION COACHING 101

UC San Diego

Postsecondary Transition Coachin...
Postsecondary Transition Coa...

📄 🗨️ 📁



PREPARING TO WORK WITH YOUTH IN A SCHOOL ENVIRONMENT

UC San Diego

Preparing to Work with Youth in a ...
Preparing to Work with Youth ...

Things to note

- Course access is provided for 2-3 months. Check your welcome email for deadlines.
- Courses are self-paced.
- Time estimates:
 - Advising College Mentors - 30 minutes
 - Best Practices for Universities & CBO Collaboration - 30 minutes
 - How College Students Can be Better Mentors - 30 minutes
 - Postsecondary Transition Coaching: Preparing to Work with Youth in a School Environment - 5 hours
 - Postsecondary Transition Coaching: College Fit/Match Exploration & Decision-Making - 3 hours
 - Postsecondary Transition Coaching: Financial Aid and Paying for College - 4 hours
 - Supporting and Empowering High School Students to Support Their Peers with Postsecondary Transitions - 5 hours
 - Paying for College - Next Steps After Completing the FAFSA - 3 hours
 - Every Student, A Plan: Supporting Uncertain Seniors Through Postsecondary Pathways - 2 hours

Request for Feedback

We appreciate your feedback to improve these courses for future cohorts. At the end of the cohort period we will share a survey with you for an opportunity to provide feedback.

Please reach out to Dorothy at dorothyjones@jhu.edu with any questions throughout the cohort.

Thank you!!!!